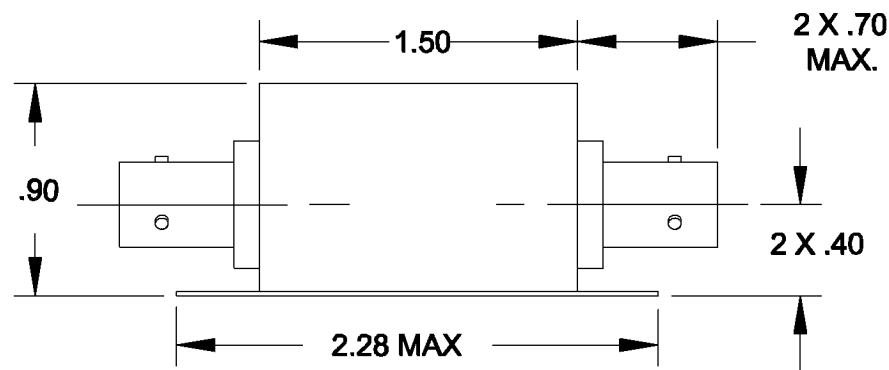
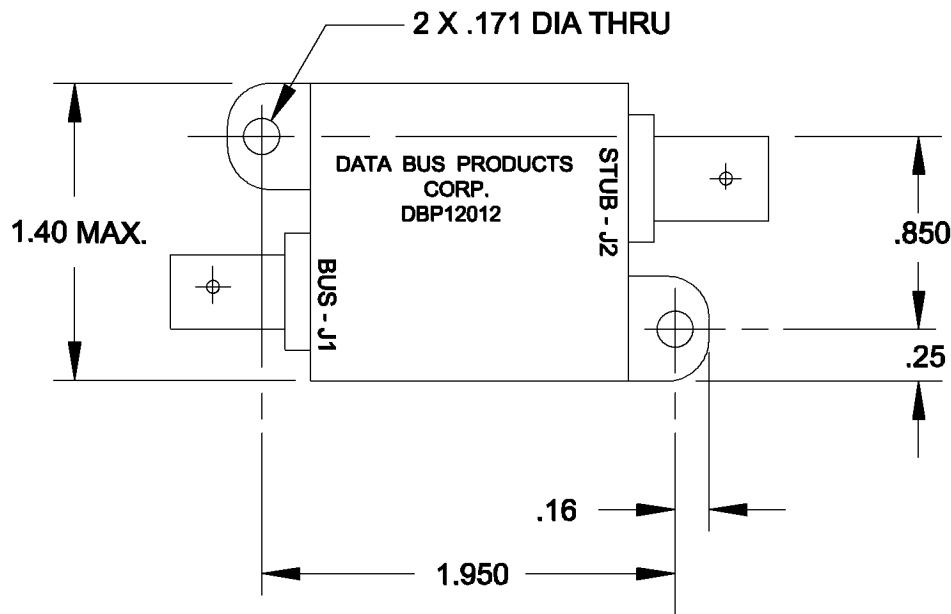


APPLICATIONS

REVISIONS

NEXT ASSY	USED ON	LTR	DESCRIPTIONS	DATE	APPROVED
	MULTIPLE	—	BASELINE RELEASE	05 / 25 / 94	



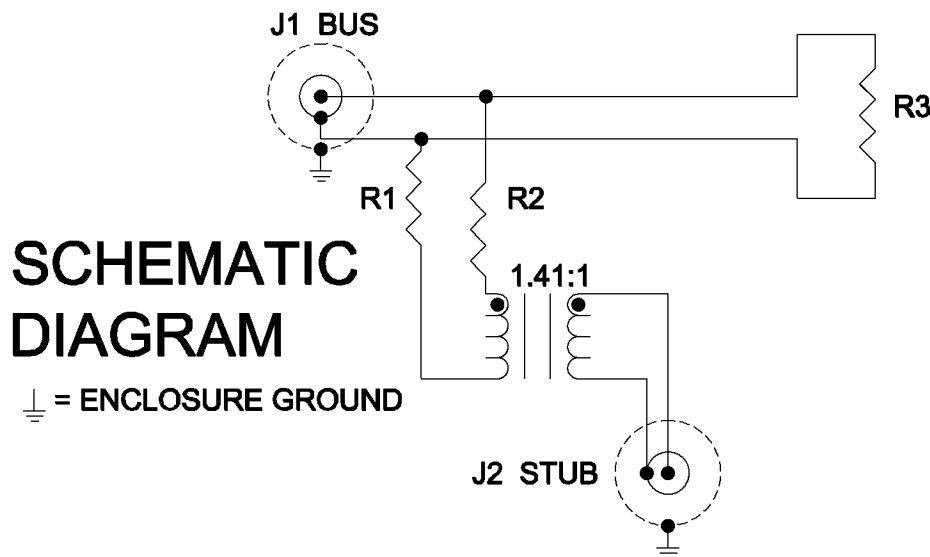
INTERFACE CONTROL DRAWING

REV LTR																														
SHT NO.	1	2	3	4	5	6	7	8	9	10	11	12	13	14	15	16	17	18	19	20	21	22	23	24	25	26	27	28	29	30
UNLESS OTHERWISE SPECIFIED DIMENSIONS ARE IN INCHES TOLERANCES ON FRACTIONS DECIMALS ANGLES 2PL ± .03 3PL ± .010	CONTRACT NO.												DATA BUS PRODUCTS CORP. MANHASSET, NEW YORK 11030 COUPLER, DATA BUS, SINGLE STUB INTERNALLY TERMINATED MIL - STD - 1553B																	
	PREPARED W.S.																													
MATERIAL SEE PARAGRAPH 2.1	CHECKED 940525												SIZE	CODE IDENT NO.	DRAWING NO.															
	ENGR.												A	03JJ7	DBP12012															
	ENGR.																													
	APPROVED																													
APPROVED BY OTHER ACTIVITY												SCALE : NONE			REV. —			SHEET 1 OF 2												

REVISIONS

LTR	DESCRIPTIONS	DATE	APPROVED
—	BASELINE RELEASE	05 / 25 / 94	

- 1.0 ELECTRICAL SPECIFICATIONS: IAW MIL - STD - 1553B.
- 1.1 COMMON MODE REJECTION: -55.0dB MAX @ 1.0MHz.
- 1.2 DROOP: 20% MAX (250kHz).
- 1.3 OVERSHOOT & RINGING: $\pm 1.0V$ PEAK (250kHz) SQUARE WAVE WITH 100nS MAX RISE & FALL TIME).
- 1.4 STUB VOLTAGE: 1.0V TO 14.0V P-P; LINE TO LINE; SIGNAL VOLTAGE, TRANSFORMER COUPLING.
- 1.5 INPUT IMPEDANCE OF BUS: 3000 OHMS MIN. (75kHz - 1.0MHz), STUB WITH OPEN CIRCUIT.
- 1.6 FAULT PROTECTION: 58.5 OHMS $\pm 2\%$ RESISTOR IN SERIES WITH TRANSFORMER WINDING ON BUS SIDE.
- 1.7 RESISTOR VALUE: 1 WATT IAW MIL - R - 39017, R1 - R2 (75% Z_0).
 NOMINAL LINE IMPEDANCE OF BUS (Z_0): 78 OHMS.
 R3 = 78 OHMS 2 WATT IAW MIL - R - 39007
- 2.0 MECHANICAL SPECIFICATIONS:
- 2.1 MATERIAL: ENCLOSURE: COLD ROLLED STEEL, .031 THK..
- 2.1.1 MOUNTING PLATE: COLD ROLLED STEEL, .042 THK..
- 2.2 FINISH: BLACK ENAMEL PER TT - E - 529, COLOR IAW FED - STD - 595, #27028, OVER HOT TIN DIP.
- 2.3 CONNECTORS: BJ77 3 LUG (TROMPETER OR EQUIV.) J1 AND J2
 MATING CONNECTOR FOR REFERENCE: PL75 (TROMPETER OR EQUIV.).
- 3.0 ENVIRONMENTAL:
- 3.1 OPERATING TEMPERATURE RANGE: -55°C TO 125°C.



SIZE	CODE IDENT NO.	DRAWING NO.
A	03JJ7	DBP12012
SCALE : NONE	REV. —	SHEET 2 OF 2